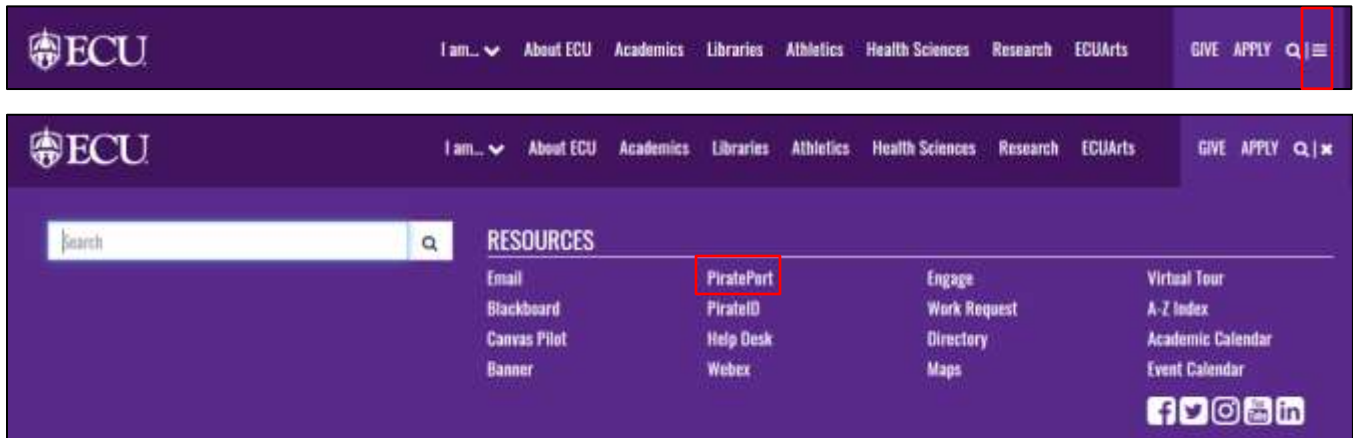
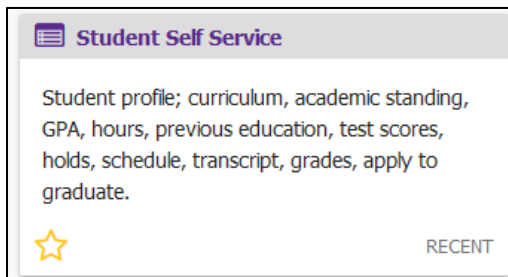


How do I Enroll in the Reverse Transfer Program

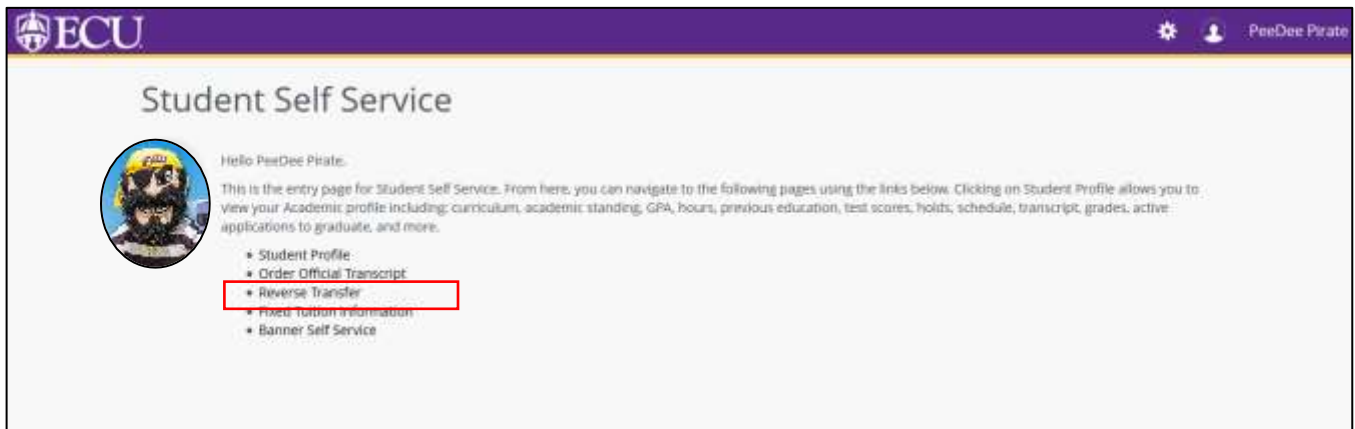
1. From the ECU web page (www.ecu.edu), click the Pirate Port link.



2. Log into Pirate Port using your Pirate ID and Passphrase.
3. Click the Student Self Service card in Pirate Port.



4. Click on the Reverse Transfer link on the Dashboard.



5. Click Yes, I want to participate.

Get the Associate Degree Advantage

Complete Your Associate's Degree While Earning Your Bachelor's Degree

As a transfer student from the North Carolina Community Colleges, the course credits you are earning toward your bachelor's degree may be applied toward the fulfillment of an associate's degree. Same work, double the diplomas - that's the Associate Degree Advantage!

By authorizing the release of your records now - at no charge to you - the community college you attended will determine when you have completed the required coursework to earn the associate's degree! Click "yes" below and you are done - if and when your associate's degree is earned, you will be notified.

For further details on this program, including the timeline to receive your degree, go to: <https://www.northcarolina.edu/Reverse-Transfer/FAQs-Students>

Getting an associate's degree for courses you are completing at the university will not impact your federal, state or institution financial aid.

I understand that if I have not earned at least 16 credits hours in residency at one community college in North Carolina, I will not be eligible for the program.

Under the Family Educational Rights and Privacy Act (FERPA), I understand that my educational and academic records needed for the Reverse Transfer Program will be released to the North Carolina community college I previously attended. I understand that if I have not yet completed all the degree requirements, my records will be reconsidered in future terms. I understand that I have the right to rescind this release at any time by clicking the Reverse Transfer link under the student tab.

- Yes, I want to participate and get the Associate Degree Advantage**
- No, I do not wish to participate
- I have an Associate's degree
- I would like to defer my decision

Submit

6. Click Submit.

When you exit out of Student Self Service, always use **Sign Out** at the top of the page, and then exit out of the web browser.